



The Bend Motorsports Park

Round 7 : December 3 - 5



ASBK.COM.AU f t i y

bLU cRU OCEANIA JUNIOR CUP

Qualifying 2

Date: 04/12/21
 Event: Q08
 Weather: Partly cloudy - Temp: 21.2C
 Track: Dry - Temp: 44.7C

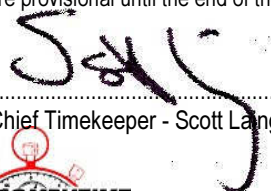
Started at: 14:10:03
 Laps: 20 Min
 Starters: 20
 Printed at: 14:38


PROVISIONAL CLASSIFICATION


Pos	No	Name	Machine	Fastest Lap	On Lap	Behind Leader	Behind Prev	Top Speed
1	68	Ryan LARKIN (VIC) / bLU cRU Yamaha / FIM Oceania / Motul / MA / Pirelli / Ricondi / AGV	Yamaha YZF-R15	2:35.713	7 of 7			136
2	26	Cameron SWAIN (QLD) / bLU cRU Yamaha / FIM Oceania / Motul / MA / Pirelli / Ricondi / AGV	Yamaha YZF-R15	2:35.968	2 of 7	.255	.255	139
3	34	Teerin FLEMING (VIC) / bLU cRU Yamaha / FIM Oceania / Motul / MA / Pirelli / Ricondi / AGV	Yamaha YZF-R15	2:37.085	3 of 7	1.372	1.117	141
4	41	Hudson THOMPSON (NSW) / bLU cRU Yamaha / FIM Oceania / Motul / MA / Pirelli / Ricondi / AGV	Yamaha YZF-R15	2:37.426	3 of 7	1.713	.341	141
5	72	Levi RUSSO (NSW) / bLU cRU Yamaha / FIM Oceania / Motul / MA / Pirelli / Ricondi / AGV	Yamaha YZF-R15	2:37.495	7 of 7	1.782	.069	140
6	65	Nate O'NEILL (QLD) / bLU cRU Yamaha / FIM Oceania / Motul / MA / Pirelli / Ricondi / AGV	Yamaha YZF-R15	2:37.678	2 of 7	1.965	.183	136
7	29	Hayden NELSON (NSW) / bLU cRU Yamaha / FIM Oceania / Motul / MA / Pirelli / Ricondi / AGV	Yamaha YZF-R15	2:38.378	7 of 7	2.665	.700	138
8	7	Sam DRANE (NSW) / bLU cRU Yamaha / FIM Oceania / Motul / MA / Pirelli / Ricondi / AGV	Yamaha YZF-R15	2:38.827	3 of 7	3.114	.449	141
9	35	Varis FLEMING (VIC) / bLU cRU Yamaha / FIM Oceania / Motul / MA / Pirelli / Ricondi / AGV	Yamaha YZF-R15	2:39.152	3 of 3	3.439	.325	141
10	48	Valentino KNEZOVIC (NSW) / bLU cRU Yamaha / FIM Oceania / Motul / MA / Pirelli / Ricondi / AGV	Yamaha YZF-R15	2:39.177	6 of 7	3.464	.025	138
11	14	Harrison WATTS (QLD) / bLU cRU Yamaha / FIM Oceania / Motul / MA / Pirelli / Ricondi / AGV	Yamaha YZF-R15	2:39.425	4 of 6	3.712	.248	142
12	13	Marcus HAMOD (NSW) / bLU cRU Yamaha / FIM Oceania / Motul / MA / Pirelli / Ricondi / AGV	Yamaha YZF-R15	2:39.487	6 of 7	3.774	.062	139
13	80	Cameron RENDE (SA) / bLU cRU Yamaha / FIM Oceania / Motul / MA / Pirelli / Ricondi / AGV	Yamaha YZF-R15	2:39.786	2 of 6	4.073	.299	140
14	36	Rikki HENRY (SA) / bLU cRU Yamaha / FIM Oceania / Motul / MA / Pirelli / Ricondi / AGV	Yamaha YZF-R15	2:40.169	6 of 7	4.456	.383	139
15	74	Bodie PAIGE (QLD) / bLU cRU Yamaha / FIM Oceania / Motul / MA / Pirelli / Ricondi / AGV	Yamaha YZF-R15	2:40.392	2 of 7	4.679	.223	139
16	46	William HUNT (NSW) / bLU cRU Yamaha / FIM Oceania / Motul / MA / Pirelli / Ricondi / AGV	Yamaha YZF-R15	2:40.786	1 of 7	5.073	.394	138
17	33	Jack FAVELLE (NSW) / bLU cRU Yamaha / FIM Oceania / Motul / MA / Pirelli / Ricondi / AGV	Yamaha YZF-R15	2:40.930	4 of 7	5.217	.144	139
18	27	Toby JAMES (VIC) / bLU cRU Yamaha / FIM Oceania / Motul / MA / Pirelli / Ricondi / AGV	Yamaha YZF-R15	2:41.644	7 of 7	5.931	.714	137
19	66	Lachlan MOODY (QLD) / bLU cRU Yamaha / FIM Oceania / Motul / MA / Pirelli / Ricondi / AGV	Yamaha YZF-R15	2:42.978	2 of 7	7.265	1.334	135
20	18	Elijah ANDREW (NSW) / bLU cRU Yamaha / FIM Oceania / Motul / MA / Pirelli / Ricondi / AGV	Yamaha YZF-R15	2:43.399	5 of 7	7.686	.421	140

Current qualifying record for OJC class - 2:35.569 by Cameron SWAIN (QLD) on a Yamaha YZF-R15 set on 04/12/21

The results are provisional until the end of the time limit for protests and appeals.


 Chief Timekeeper - Scott Lang


 Race Director - Tom Williams


 Clerk of Course - Paul Hinds



www.computime.com.au
 COMPUTIME RACE TIMING SYSTEMS PTY LTD





The Bend Motorsports Park

Round 7 : December 3 - 5



bLU cRU OCEANIA JUNIOR CUP

Qualifying 2



ASBK.COM.AU f t i y

Date: 04/12/21
 Event: Q08
 Weather: Partly cloudy - Temp: 21.2C
 Track: Dry - Temp: 44.7C

Started at: 14:10:03
 Laps: 20 Min
 Starters: 20
 Printed at: 14:38

PROVISIONAL LAP TIMES

No	Name	Lap 1	Lap 2	Lap 3	Lap 4	Lap 5	Lap 6	Lap 7
7	Sam DRANE (NSW)	2:43.283	2:41.013	2:38.827	2:40.963	2:40.975	2:42.865	2:41.699
13	Marcus HAMOD (NSW)	2:40.052	2:45.433	3:13.749	2:46.049	2:40.428	2:39.487	2:48.109
14	Harrison WATTS (QLD)	2:39.461	2:50.713	3:16.128	2:39.425	3:00.651	3:22.023	
18	Elijah ANDREW (NSW)	2:45.098	2:45.147	2:44.914	2:43.827	2:43.399	2:44.159	2:45.629
26	Cameron SWAIN (QLD)	3:06.005	2:35.968	2:36.134	2:36.545	2:37.362	2:36.221	2:37.426
27	Toby JAMES (VIC)	2:44.242	2:43.058	2:42.460	2:42.548	2:41.924	2:41.853	2:41.644
29	Hayden NELSON (NSW)	2:42.898	2:40.538	2:43.813	2:38.972	2:43.134	2:39.910	2:38.378
33	Jack FAVELLE (NSW)	2:44.383	2:47.285	3:11.074	2:40.930	2:41.721	2:41.599	2:41.360
34	Teerin FLEMING (VIC)	2:40.362	2:40.723	2:37.085	2:37.842	2:39.510	2:39.711	2:37.672
35	Varis FLEMING (VIC)	2:40.686	2:42.128	2:39.152				
36	Rikki HENRY (SA)	3:12.644	2:41.085	2:41.153	2:41.204	2:41.397	2:40.169	2:42.612
41	Hudson THOMPSON (NSW)	2:40.903	2:38.281	2:37.426	2:41.885	2:40.863	2:39.213	2:37.706
46	William HUNT (NSW)	2:40.786	2:41.407	2:41.464	2:42.102	2:42.839	3:00.012	2:42.848
48	Valentino KNEZOVIC (NSW)	2:41.232	2:46.726	3:12.861	2:40.315	2:46.214	2:39.177	2:44.634
65	Nate O'NEILL (QLD)	2:39.083	2:37.678	2:37.944	2:39.021	2:38.150	2:38.228	2:37.824
66	Lachlan MOODY (QLD)	2:44.288	2:42.978	2:43.728	2:44.074	2:48.386	2:44.541	2:50.789
68	Ryan LARKIN (VIC)	2:38.510	2:36.570	2:36.248	2:36.499	2:36.115	2:35.754	2:35.713
72	Levi RUSSO (NSW)	2:40.723	2:43.137	2:42.808	2:38.865	2:43.640	2:38.416	2:37.495
74	Bodie PAIGE (QLD)	2:41.873	2:40.392	2:40.790	2:42.602	2:41.184	2:42.137	2:40.424
80	Cameron RENDE (SA)	2:41.796	2:39.786	2:40.218	2:41.935	2:41.446	3:00.284	

The results are provisional until the end of the time limit for protests and appeals.

Scott Lang
 Chief Timekeeper - Scott Lang

Tom Williams
 Race Director - Tom Williams

Paul Hinds
 Clerk of Course - Paul Hinds



www.computime.com.au
 COMPUTIME RACE TIMING SYSTEMS PTY LTD





The Bend Motorsports Park

Round 7 : December 3 - 5



ASBK.COM.AU f t i y

bLU cRU OCEANIA JUNIOR CUP

Qualifying 2

Date: 04/12/21
 Event: Q08
 Weather: Partly cloudy - Temp: 21.2C
 Track: Dry - Temp: 44.7C

Started at: 14:10:03
 Laps: 20 Min
 Starters: 20
 Printed at: 14:38

PROVISIONAL SPLIT TIMES

Lap	Split 1	Split 2	Split 3	Split 4	Lap Time	Spd	Lap	Split 1	Split 2	Split 3	Split 4	Lap Time	Spd
7 Sam DRANE (NSW) (8th)							26 Cameron SWAIN (QLD) (2nd)						
1	46.323	46.496	38.969	39.767	2:51.555	100	1	56.567	46.423	38.298	49.628	3:10.916 P	96
2	36.689	46.378	39.912	40.304	2:43.283	138	2	1:03.088	45.805	37.875	39.237	3:06.005	99
3	36.585	45.360	39.309	39.759	2:41.013	138	3	35.355	44.904	36.895	38.814	2:35.968	136
4	35.967	45.139	38.115	39.606	2:38.827	139	4	35.380	44.565	36.868	39.321	2:36.134	136
5	35.430	45.881	39.263	40.389	2:40.963	141	5	35.079	44.887	37.464	39.115	2:36.545	139
6	36.469	45.822	38.814	39.870	2:40.975	137	6	35.470	45.139	37.499	39.254	2:37.362	136
7	36.779	45.365	40.028	40.693	2:42.865	136	7	35.039	44.746	37.126	39.310	2:36.221	138
8	36.343	45.737	39.756	39.863	2:41.699	136	8	35.276	45.054	37.659	39.437	2:37.426	136
13 Marcus HAMOD (NSW) (12th)							27 Toby JAMES (VIC) (18th)						
1	56.353	46.529	38.757	40.063	3:01.702	99	1	36.988	46.912	39.085	40.921	2:43.906	95
2	35.905	46.119	38.120	39.908	2:40.052	136	2	36.923	47.504	39.170	40.645	2:44.242	133
3	35.789	45.833	37.899	45.912	2:45.433 P	135	3	36.893	47.042	39.302	39.821	2:43.058	132
4	1:09.872	46.051	37.614	40.212	3:13.749	98	4	36.160	46.905	38.603	40.792	2:42.460	136
5	36.191	50.736	38.964	40.158	2:46.049	139	5	35.912	46.880	39.194	40.562	2:42.548	137
6	35.762	46.264	38.301	40.101	2:40.428	134	6	36.496	46.480	38.770	40.178	2:41.924	133
7	35.321	45.763	38.383	40.020	2:39.487	137	7	36.421	46.001	38.812	40.619	2:41.853	133
8	41.553	47.764	38.859	39.933	2:48.109	137	8	36.379	46.456	39.100	39.709	2:41.644	132
14 Harrison WATTS (QLD) (11th)							29 Hayden NELSON (NSW) (7th)						
1	51.487	45.810	38.149	39.395	2:54.841	99	1	36.869	46.001	38.534	39.900	2:41.304	97
2	35.651	45.449	38.314	40.047	2:39.461	142	2	36.035	47.794	39.307	39.762	2:42.898	136
3	36.616	45.498	40.254	48.345	2:50.713 P	138	3	35.370	45.613	38.984	40.571	2:40.538	137
4	1:11.692	46.322	38.424	39.690	3:16.128	98	4	38.158	47.555	38.341	39.759	2:43.813	133
5	35.530	45.646	38.640	39.609	2:39.425	140	5	35.275	45.347	38.169	40.181	2:38.972	138
6	36.674	57.403	39.940	46.634	3:00.651 P	135	6	36.734	46.837	38.124	41.439	2:43.134	136
7	1:18.292	45.428	38.203	40.100	3:22.023	71	7	36.106	44.163	37.951	41.690	2:39.910	138
							8	35.137	45.216	38.679	39.346	2:38.378	138
18 Elijah ANDREW (NSW) (20th)							33 Jack FAVELLE (NSW) (17th)						
1	40.407	47.235	40.387	40.855	2:48.884	101	1	50.998	47.767	38.769	41.079	2:58.613	97
2	37.490	47.084	40.399	40.125	2:45.098	138	2	36.675	48.223	39.149	40.336	2:44.383	134
3	36.885	47.304	40.747	40.211	2:45.147	138	3	36.520	46.116	38.650	45.999	2:47.285 P	134
4	37.215	46.532	39.987	41.180	2:44.914	139	4	1:05.945	46.392	38.441	40.296	3:11.074	97
5	37.052	46.504	40.002	40.269	2:43.827	140	5	35.837	46.001	38.972	40.120	2:40.930	139
6	36.942	46.493	39.819	40.145	2:43.399	138	6	35.920	46.309	39.042	40.450	2:41.721	135
7	36.660	46.390	40.262	40.847	2:44.159	138	7	35.718	46.357	38.759	40.765	2:41.599	136
8	37.455	47.488	40.451	40.235	2:45.629	136							

Scott Laing
 Chief Timekeeper - Scott Laing

Tom Williams
 Race Director - Tom Williams

Paul Hinds
 Clerk of Course - Paul Hinds





The Bend Motorsports Park

Round 7 : December 3 - 5



ASBK.COM.AU f t i y

bLU cRU OCEANIA JUNIOR CUP

Qualifying 2

Date: 04/12/21
 Event: Q08
 Weather: Partly cloudy - Temp: 21.2C
 Track: Dry - Temp: 44.7C

Started at: 14:10:03
 Laps: 20 Min
 Starters: 20
 Printed at: 14:38

PROVISIONAL SPLIT TIMES

Lap	Split 1	Split 2	Split 3	Split 4	Lap Time	Spd	Lap	Split 1	Split 2	Split 3	Split 4	Lap Time	Spd
8	36.009	46.619	38.921	39.811	2:41.360	136	46 William HUNT (NSW) (16th)						
							1	35.796	46.719	38.715	40.497	2:41.727	97
34 Teerin FLEMING (VIC) (3rd)							2	35.885	45.962	38.623	40.316	2:40.786	138
1	50.118	45.916	38.896	39.931	2:54.861	104	3	36.527	46.338	39.154	39.388	2:41.407	134
2	35.891	45.414	38.560	40.497	2:40.362	140	4	36.376	46.244	38.004	40.840	2:41.464	135
3	36.414	45.438	39.114	39.757	2:40.723	141	5	36.180	46.271	38.776	40.875	2:42.102	138
4	35.212	44.596	37.697	39.580	2:37.085	140	6	36.805	46.741	39.094	40.199	2:42.839	136
5	35.127	45.065	38.246	39.404	2:37.842	140	7	36.915	45.794	1:37.303		3:00.012	138
6	35.074	45.470	39.127	39.839	2:39.510	140	8	36.428	46.748	39.296	40.376	2:42.848	133
7	35.646	44.686	37.826	41.553	2:39.711	138							
8	35.504	44.843	38.561	38.764	2:37.672	137	48 Valentino KNEZOVIC (NSW) (10th)						
							1	53.532	46.409	39.481	41.011	3:00.433	97
35 Varis FLEMING (VIC) (9th)							2	37.150	46.536	37.957	39.589	2:41.232	137
1	48.509	46.562	38.201	40.226	2:53.498	95	3	36.533	45.446	38.141	46.606	2:46.726 P	135
2	35.786	46.069	38.684	40.147	2:40.686	136	4	1:08.163	46.302	38.377	40.019	3:12.861	100
3	37.004	46.107	39.177	39.840	2:42.128	138	5	35.756	45.610	39.004	39.945	2:40.315	138
4	35.655	45.077	38.355	40.065	2:39.152	141	6	36.431	50.190	39.318	40.275	2:46.214	136
							7	35.525	45.530	38.301	39.821	2:39.177	138
36 Rikki HENRY (SA) (14th)							8	37.685	46.366	39.671	40.912	2:44.634	137
1	1:03.768	47.652	40.448	48.003	3:19.871 P	100							
2	1:06.266	47.157	39.355	39.866	3:12.644	101	65 Nate O'NEILL (QLD) (6th)						
3	35.957	45.919	39.182	40.027	2:41.085	138	1	36.292	46.021	38.420	39.478	2:40.211	100
4	36.017	45.884	38.639	40.613	2:41.153	138	2	35.774	45.787	38.211	39.311	2:39.083	136
5	35.650	46.299	39.135	40.120	2:41.204	139	3	35.802	45.222	37.744	38.910	2:37.678	135
6	36.039	46.108	39.101	40.149	2:41.397	137	4	35.784	45.288	37.666	39.206	2:37.944	136
7	35.754	45.450	38.904	40.061	2:40.169	139	5	35.833	45.556	38.063	39.569	2:39.021	136
8	36.715	46.073	39.673	40.151	2:42.612	139	6	35.592	45.090	37.973	39.495	2:38.150	136
							7	35.937	44.968	38.184	39.139	2:38.228	134
41 Hudson THOMPSON (NSW) (4th)							8	35.517	45.078	37.937	39.292	2:37.824	135
1	45.897	46.629	38.675	40.279	2:51.480	97							
2	35.757	46.427	38.914	39.805	2:40.903	141	66 Lachlan MOODY (QLD) (19th)						
3	35.875	45.598	38.024	38.784	2:38.281	134	1	59.721	47.800	39.680	41.056	3:08.257	97
4	35.645	44.960	37.294	39.527	2:37.426	136	2	37.073	47.481	39.288	40.446	2:44.288	132
5	35.280	46.461	39.767	40.377	2:41.885	138	3	36.918	46.797	39.147	40.116	2:42.978	131
6	35.526	45.275	40.141	39.921	2:40.863	136	4	37.256	46.809	39.060	40.603	2:43.728	131
7	35.450	44.851	37.531	41.381	2:39.213	139	5	36.421	47.362	39.542	40.749	2:44.074	135
8	35.096	45.683	37.683	39.244	2:37.706	138	6	38.479	47.889	41.160	40.858	2:48.386	130
							7	37.006	46.837	39.241	41.457	2:44.541	133

Scott Laing
 Chief Timekeeper - Scott Laing

Tom Williams
 Race Director - Tom Williams

Paul Hinds
 Clerk of Course - Paul Hinds





The Bend Motorsports Park

Round 7 : December 3 - 5



ASBK.COM.AU f t i y

bLU cRU OCEANIA JUNIOR CUP

Qualifying 2

Date: 04/12/21
 Event: Q08
 Weather: Partly cloudy - Temp: 21.2C
 Track: Dry - Temp: 44.7C

Started at: 14:10:03
 Laps: 20 Min
 Starters: 20
 Printed at: 14:38

PROVISIONAL SPLIT TIMES

Lap	Split 1	Split 2	Split 3	Split 4	Lap Time	Spd	Lap	Split 1	Split 2	Split 3	Split 4	Lap Time	Spd
8	40.873	49.345	39.835	40.736	2:50.789	131	74 Bodie PAIGE (QLD) (15th)						
							1	36.044	46.039	40.151	40.290	2:42.524	97
68 Ryan LARKIN (VIC) (1st)							2	36.395	46.516	38.818	40.144	2:41.873	137
1	34.697	46.034	38.368	39.578	2:38.677	97	3	36.359	45.869	38.775	39.389	2:40.392	139
2	35.573	45.602	38.007	39.328	2:38.510	135	4	36.325	46.033	38.424	40.008	2:40.790	136
3	35.510	44.854	37.504	38.702	2:36.570	135	5	35.786	47.076	39.244	40.496	2:42.602	138
4	35.203	44.963	37.131	38.951	2:36.248	135	6	36.429	45.962	39.182	39.611	2:41.184	138
5	35.038	44.829	37.428	39.204	2:36.499	136	7	36.533	45.761	38.734	41.109	2:42.137	134
6	35.119	44.568	37.541	38.887	2:36.115	136	8	35.674	45.729	39.417	39.604	2:40.424	138
7	35.090	44.292	37.543	38.829	2:35.754	134	80 Cameron RENDE (SA) (13th)						
8	34.920	44.346	37.520	38.927	2:35.713	135	1	56.827	46.619	38.396	40.671	3:02.513	98
72 Levi RUSSO (NSW) (5th)							2	36.115	46.826	38.660	40.195	2:41.796	134
1	38.733	46.020	38.367	40.136	2:43.256	101	3	36.284	45.716	38.179	39.607	2:39.786	133
2	36.205	46.150	38.318	40.050	2:40.723	139	4	36.169	45.809	38.255	39.985	2:40.218	133
3	37.340	46.030	38.464	41.303	2:43.137	135	5	35.930	46.704	38.932	40.369	2:41.935	140
4	38.285	46.211	38.330	39.982	2:42.808	131	6	36.339	46.113	38.861	40.133	2:41.446	133
5	35.640	45.533	38.080	39.612	2:38.865	140	7	36.063	52.033	39.032	53.156	3:00.284 P	134
6	36.857	47.470	39.100	40.213	2:43.640	139							
7	35.725	45.044	38.168	39.479	2:38.416	138							
8	35.595	45.043	37.895	38.962	2:37.495	138							

The results are provisional until the end of the time limit for protests and appeals.

Scott Laing
 Chief Timekeeper - Scott Laing

Tom Williams
 Race Director - Tom Williams

Paul Hinds
 Clerk of Course - Paul Hinds



www.computime.com.au
 COMPUTIME RACE TIMING SYSTEMS PTY LTD





The Bend Motorsports Park

Round 7 : December 3 - 5



ASBK.COM.AU

bLU cRU OCEANIA JUNIOR CUP

Qualifying 2

Date: 04/12/21
 Event: Q08
 Weather: Partly cloudy - Temp: 21.2C
 Track: Dry - Temp: 44.7C

Started at: 14:10:03
 Laps: 20 Min
 Starters: 20
 Printed at: 14:38

PROVISIONAL FASTEST LAPS SEQUENCE

Race Time	No	Name	Machine	Fastest Lap	On Lap
5:17.187	68	Ryan LARKIN (VIC)	Yamaha YZF-R15	2:38.510	1
7:53.757	68	Ryan LARKIN (VIC)	Yamaha YZF-R15	2:36.570	2
8:52.889	26	Cameron SWAIN (QLD)	Yamaha YZF-R15	2:35.968	2
18:18.373	68	Ryan LARKIN (VIC)	Yamaha YZF-R15	2:35.754	6
20:54.086	68	Ryan LARKIN (VIC)	Yamaha YZF-R15	2:35.713	7

The results are provisional until the end of the time limit for protests and appeals.

Chief Timekeeper - Scott Lang

Race Director - Tom Williams

Clerk of Course - Paul Hinds



www.computime.com.au
 COMPUTIME RACE TIMING SYSTEMS PTY LTD





The Bend Motorsports Park

Round 7 : December 3 - 5



bLU cRU OCEANIA JUNIOR CUP

Qualifying 2



ASBK.COM.AU f t i y

Date: 04/12/21
 Event: Q08
 Weather: Partly cloudy - Temp: 21.2C
 Track: Dry - Temp: 44.7C

Started at: 14:10:03
 Laps: 20 Min
 Starters: 20
 Printed at: 14:38

PROVISIONAL BEST PARTIAL TIMES

Pos	Split 1		Split 2		Split 3		Split 4		LAP		Ideal	Fastest
	Name	Time	Name	Time	Name	Time	Name	Time	Name			
1	R. LARKIN	34.920	H. NELSON	44.163	C. SWAIN	36.868	R. LARKIN	38.702	R. LARKIN	2:35.045	2:35.713	
2	C. SWAIN	35.039	R. LARKIN	44.292	R. LARKIN	37.131	T. FLEMING	38.764	C. SWAIN	2:35.286	2:35.968	
3	T. FLEMING	35.074	C. SWAIN	44.565	H. THOMPSON	37.294	H. THOMPSON	38.784	H. THOMPSON	2:36.025	2:37.426	
4	H. THOMPSON	35.096	T. FLEMING	44.596	M. HAMOD	37.614	C. SWAIN	38.814	T. FLEMING	2:36.131	2:37.085	
5	H. NELSON	35.137	H. THOMPSON	44.851	N. O'NEILL	37.666	N. O'NEILL	38.910	H. NELSON	2:36.597	2:38.378	
6	M. HAMOD	35.321	N. O'NEILL	44.968	T. FLEMING	37.697	L. RUSSO	38.962	N. O'NEILL	2:37.061	2:37.678	
7	S. DRANE	35.430	L. RUSSO	45.043	L. RUSSO	37.895	H. NELSON	39.346	L. RUSSO	2:37.495	2:37.495	
8	N. O'NEILL	35.517	V. FLEMING	45.077	H. NELSON	37.951	W. HUNT	39.388	S. DRANE	2:38.290	2:38.827	
9	V. KNEZOVIC	35.525	S. DRANE	45.139	V. KNEZOVIC	37.957	B. PAIGE	39.389	V. KNEZOVIC	2:38.517	2:39.177	
10	H. WATTS	35.530	H. WATTS	45.428	W. HUNT	38.004	V. KNEZOVIC	39.589	M. HAMOD	2:38.606	2:39.487	
11	L. RUSSO	35.595	V. KNEZOVIC	45.446	S. DRANE	38.115	S. DRANE	39.606	H. WATTS	2:38.770	2:39.425	
12	R. HENRY	35.650	R. HENRY	45.450	C. RENDE	38.179	C. RENDE	39.607	V. FLEMING	2:38.927	2:39.152	
13	V. FLEMING	35.655	C. RENDE	45.716	H. WATTS	38.203	H. WATTS	39.609	W. HUNT	2:39.071	2:40.786	
14	B. PAIGE	35.674	B. PAIGE	45.729	V. FLEMING	38.355	T. JAMES	39.709	B. PAIGE	2:39.216	2:40.392	
15	J. FAVELLE	35.718	M. HAMOD	45.763	B. PAIGE	38.424	J. FAVELLE	39.811	C. RENDE	2:39.432	2:39.786	
16	W. HUNT	35.885	W. HUNT	45.794	J. FAVELLE	38.441	V. FLEMING	39.840	R. HENRY	2:39.605	2:40.169	
17	T. JAMES	35.912	J. FAVELLE	46.001	T. JAMES	38.603	R. HENRY	39.866	J. FAVELLE	2:39.971	2:40.930	
18	C. RENDE	35.930	T. JAMES	46.001	R. HENRY	38.639	M. HAMOD	39.908	T. JAMES	2:40.225	2:41.644	
19	L. MOODY	36.421	E. ANDREW	46.390	L. MOODY	39.060	L. MOODY	40.116	L. MOODY	2:42.394	2:42.978	
20	E. ANDREW	36.660	L. MOODY	46.797	E. ANDREW	39.819	E. ANDREW	40.125	E. ANDREW	2:42.994	2:43.399	

The results are provisional until the end of the time limit for protests and appeals.

Scott Lang
 Chief Timekeeper - Scott Lang

Tom Williams
 Race Director - Tom Williams

Paul Hinds
 Clerk of Course - Paul Hinds



www.computime.com.au
 COMPUTIME RACE TIMING SYSTEMS PTY LTD





The Bend Motorsports Park

Round 7 : December 3 - 5



ASBK.COM.AU f t i y

bLU cRU OCEANIA JUNIOR CUP Overall Qualifying

PROVISIONAL MERGED CLASSIFICATION


Date: 04/12/21


Printed at: 14:38


Pos	No	Name	Machine	Event Q04	Event Q08	Fastest Lap
1	26	Cameron SWAIN (QLD) / bLU cRU Yamaha / FIM Oceania / Motul / MA / Pirelli / Ricondi / AGV	Yamaha YZF-R15	2:35.569	2:35.968	2:35.569
2	68	Ryan LARKIN (VIC) / bLU cRU Yamaha / FIM Oceania / Motul / MA / Pirelli / Ricondi / AGV	Yamaha YZF-R15	2:35.627	2:35.713	2:35.627
3	14	Harrison WATTS (QLD) / bLU cRU Yamaha / FIM Oceania / Motul / MA / Pirelli / Ricondi / AGV	Yamaha YZF-R15	2:36.103	2:39.425	2:36.103
4	72	Levi RUSSO (NSW) / bLU cRU Yamaha / FIM Oceania / Motul / MA / Pirelli / Ricondi / AGV	Yamaha YZF-R15	2:36.494	2:37.495	2:36.494
5	41	Hudson THOMPSON (NSW) / bLU cRU Yamaha / FIM Oceania / Motul / MA / Pirelli / Ricondi / AGV	Yamaha YZF-R15	2:36.560	2:37.426	2:36.560
6	29	Hayden NELSON (NSW) / bLU cRU Yamaha / FIM Oceania / Motul / MA / Pirelli / Ricondi / AGV	Yamaha YZF-R15	2:36.686	2:38.378	2:36.686
7	65	Nate O'NEILL (QLD) / bLU cRU Yamaha / FIM Oceania / Motul / MA / Pirelli / Ricondi / AGV	Yamaha YZF-R15	2:36.986	2:37.678	2:36.986
8	7	Sam DRANE (NSW) / bLU cRU Yamaha / FIM Oceania / Motul / MA / Pirelli / Ricondi / AGV	Yamaha YZF-R15	2:37.077	2:38.827	2:37.077
9	34	Teerin FLEMING (VIC) / bLU cRU Yamaha / FIM Oceania / Motul / MA / Pirelli / Ricondi / AGV	Yamaha YZF-R15	2:37.901	2:37.085	2:37.085
10	33	Jack FAVELLE (NSW) / bLU cRU Yamaha / FIM Oceania / Motul / MA / Pirelli / Ricondi / AGV	Yamaha YZF-R15	2:37.091	2:40.930	2:37.091
11	13	Marcus HAMOD (NSW) / bLU cRU Yamaha / FIM Oceania / Motul / MA / Pirelli / Ricondi / AGV	Yamaha YZF-R15	2:37.669	2:39.487	2:37.669
12	35	Varis FLEMING (VIC) / bLU cRU Yamaha / FIM Oceania / Motul / MA / Pirelli / Ricondi / AGV	Yamaha YZF-R15	2:38.361	2:39.152	2:38.361
13	48	Valentino KNEZOVIC (NSW) / bLU cRU Yamaha / FIM Oceania / Motul / MA / Pirelli / Ricondi / AGV	Yamaha YZF-R15	2:39.399	2:39.177	2:39.177
14	80	Cameron RENDE (SA) / bLU cRU Yamaha / FIM Oceania / Motul / MA / Pirelli / Ricondi / AGV	Yamaha YZF-R15	2:39.585	2:39.786	2:39.585
15	36	Rikki HENRY (SA) / bLU cRU Yamaha / FIM Oceania / Motul / MA / Pirelli / Ricondi / AGV	Yamaha YZF-R15	2:40.588	2:40.169	2:40.169
16	74	Bodie PAIGE (QLD) / bLU cRU Yamaha / FIM Oceania / Motul / MA / Pirelli / Ricondi / AGV	Yamaha YZF-R15	2:41.418	2:40.392	2:40.392
17	46	William HUNT (NSW) / bLU cRU Yamaha / FIM Oceania / Motul / MA / Pirelli / Ricondi / AGV	Yamaha YZF-R15	2:43.519	2:40.786	2:40.786
18	66	Lachlan MOODY (QLD) / bLU cRU Yamaha / FIM Oceania / Motul / MA / Pirelli / Ricondi / AGV	Yamaha YZF-R15	2:41.430	2:42.978	2:41.430
19	27	Toby JAMES (VIC) / bLU cRU Yamaha / FIM Oceania / Motul / MA / Pirelli / Ricondi / AGV	Yamaha YZF-R15	2:42.950	2:41.644	2:41.644
20	18	Elijah ANDREW (NSW) / bLU cRU Yamaha / FIM Oceania / Motul / MA / Pirelli / Ricondi / AGV	Yamaha YZF-R15	2:43.449	2:43.399	2:43.399

*** ALL RIDERS QUALIFY ***

The results are provisional until the end of the time limit for protests and appeals.


Chief Timekeeper - Scott Lang


Race Director - Tom Williams


Clerk of Course - Paul Hinds



www.computime.com.au
COMPUTIME RACE TIMING SYSTEMS PTY LTD





The Bend Motorsports Park

Round 7 : December 3 - 5



ASBK.COM.AU f t i y

bLU cRU OCEANIA GP JUNIOR CUP
EVENTS 2, 8, & 12

PROVISIONAL MERGED GRID SHEET

Date: 04/12/21

Printed at: 14:38



1	26 C. SWAIN 2:35.569	2	68 R. LARKIN 2:35.627	3	14 H. WATTS 2:36.103
2	72 L. RUSSO 2:36.494	5	41 H. THOMPSON 2:36.560	6	29 H. NELSON 2:36.686
3	65 N. O'NEILL 2:36.986	8	7 S. DRANE 2:37.077	9	34 T. FLEMING 2:37.085
4	33 J. FAVELLE 2:37.091	11	13 M. HAMOD 2:37.669	12	35 V. FLEMING 2:38.361
5	48 V. KNEZOVIC 2:39.177	14	80 C. RENDE 2:39.585	15	36 R. HENRY 2:40.169
6	74 B. PAIGE 2:40.392	17	46 W. HUNT 2:40.786	18	66 L. MOODY 2:41.430
7	27 T. JAMES 2:41.644	20	18 E. ANDREW 2:43.399		

Scott Lang
Chief Timekeeper - Scott Lang

Tom Williams
Race Director - Tom Williams

Paul Hinds
Clerk of Course - Paul Hinds



www.computime.com.au
COMPUTIME RACE TIMING SYSTEMS PTY LTD





The Bend Motorsports Park

Round 7 : December 3 - 5



bLU cRU OCEANIA JUNIOR CUP

Qualifying 2



ASBK.COM.AU



Date: 04/12/21
Event: Q08
Weather: Partly cloudy - Temp: 21.2C
Track: Dry - Temp: 44.7C

Started at: 14:10:03
Laps: 20 Min
Starters: 20
Printed at: 14:38

PROVISIONAL RACE INFORMATION

Time	Description
------	-------------

14:10:03	Event Start
14:30:47	Chequered Flag
14:33:13	Event Finish

The results are provisional until the end of the time limit for protests and appeals.

Chief Timekeeper - Scott Lang

Race Director - Tom Williams

Clerk of Course - Paul Hinds



www.computime.com.au
COMPUTIME RACE TIMING SYSTEMS PTY LTD

